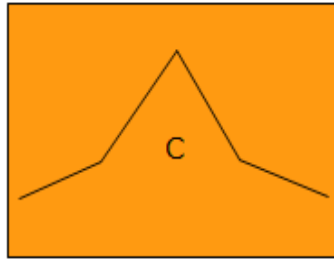


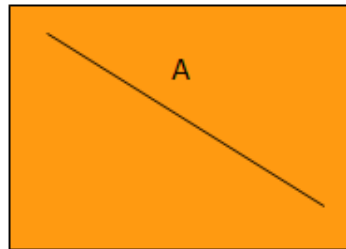


Using graphs to describe upward and downward trends

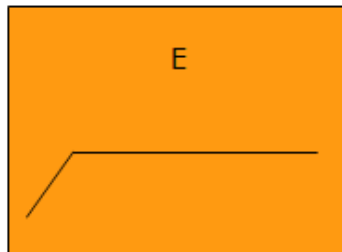
The price **peaked** in the middle of the year.



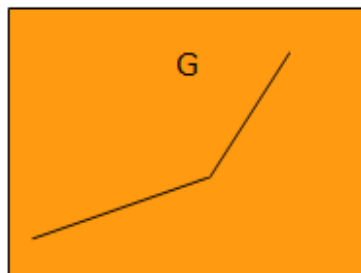
Prices **decreased** slowly.



Customers **started well** then **stayed the same**.

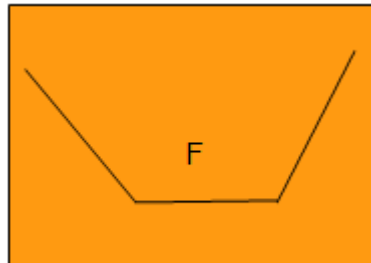


Prices **started slowly** at first before **rising sharply**.

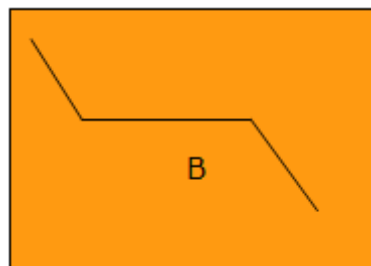




Profits **hit rock bottom** before **increasing** sharply.



Profits **decreased sharply** then **remained steady** before **falling further**.



His blood sugar level **fluctuated** every day.

